



STOCK STATUS REPORT AS AT 1ST MAY 2013

Introduction

The purpose of this report is to inform the Ministry of Health and all stakeholders of the stock levels in the country in order for appropriate logistics decisions to be made and implemented. This report highlights challenges, bottlenecks and recommends potential solutions to mitigate stock outs and expiries of ARVs & HIV test kits, ACTs, Anti-TB medicines, Reproductive Health items, selected Laboratory commodities and selected medicines for opportunistic infections.

It can be used to:

- Act as an early warning indicator for potential stock outs and possible expiries of EMHS
- Identify challenges and recommendations to avert supply interruptions
- Encourage preparation and sharing of joint supply plans with stakeholders
- Identify strategies for regularly reviewing supply plans for all the commodities
- Encourage donors to honor their commitments in terms of quantities of products expected, timeliness of deliveries and flexibility

Summaries of the Central Inventory Level Stock Status **Risk of stock out** **Justification**

ACTs

At NMS, all ACTs are below the recommended minimum and maximum stock level. JMS on the other hand is well stocked with the 24 Pack ACTs. All others are below the minimum stock level. ACTs that were at risk of expiry at JMS were redistributed to other PNFPs through Malaria consortium. Other stock were also distributed to Public facilities. This strategy has enabled utilisation of stock and has prevented expiries.

Recommendations and action taken

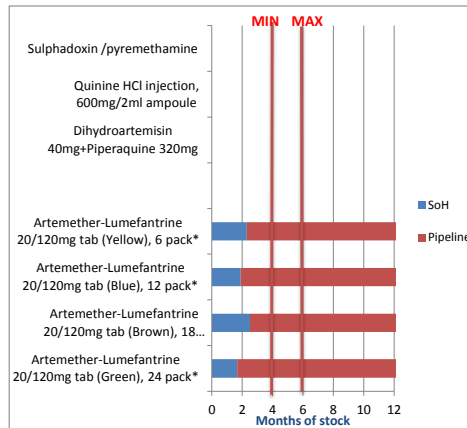
NMS to follow up on the delivery of ACTs from Quality Chemicals



Other antimalarials

Large quantities of artesunate injection were distributed to Hospitals and Health centre 4s. However NMS is now Low on this drug. PMI request were sent for procurement of Artesunate. NMS is also expected to procure some units of Artesunate.

Antimalarials



ARVs for adults

A) - First Line Products

The central stock level for most commodities have gone down. NMS is stocked out of AZT based formulations and EFV 600 mg for Adult ART. JMS on the other hand is stocked out of TDF/3TC while MAUL is stable on most commodities.

Over all, NVP 200mg is well stocked.

Global Fund pipeline to NMS will arrive in June 2013 while TDF/3TC will be expected at JMS by May 15 2013.

Recommendations

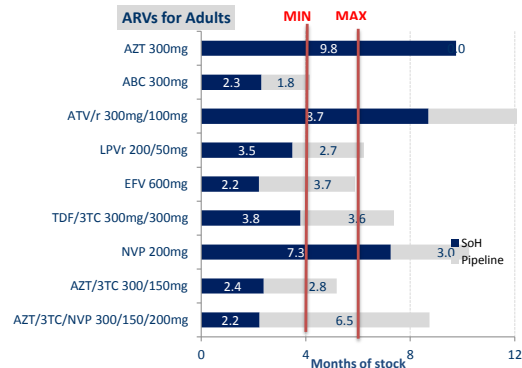
A request was sent to PEPFAR to fill the current gap in the public sector.

Inter-warehouse stock transfers are being conducted to alleviate the current stock out of key commodities.

A follow up is being made on the QC deliveries.



ARVs for Adults



B) - Second Line

LPV/R is below minimum stock level. Uptake of ATV/r is expected to increase and is well stocked.

Key recommendation and action taken:

Monitor stock status and pipeline information to prevent stock out



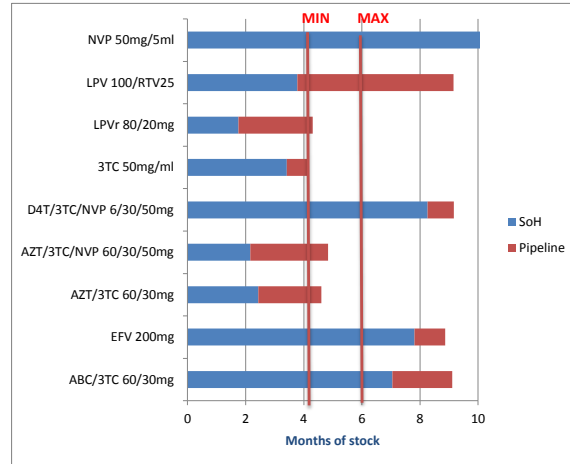
ARVs for Children

Key paediatric formulations are below the minimum stock level. All AZT based formulations are stocked out at NMS due sudden rise in AMC. The delivery schedule for these products will not arrive until July 2013. About 36, 000 units of NVP srup were recieved at JMS for PMTCT.

Key recommendation and action taken

In the mean time, inter warehouse transfers will be done to alleviate the current stock out situation
 Tranfer of NVP syrup will be done based on the need in each warehouse

HIGH



Laboratory Commodities

NMS is currently stocked out of most Lab items for CD4, Hematology and Clinical Chemistry. GF pipeline to NMS for HIV test kits and CD4 reagents is expected in June 2013. MAUL pipeline for HIV test kits, CD4 reagents and SMC consumables started arriving end of April 2013. 5,992 Determine test kits from USAID/SCMS arrived at JMS at the end of April. JMS pipeline of CD4 reagents, Clinical Chemistry and Hematology expected in the country at the end of May 2013. Discussions on public sector 6-month Gap filling by PEPFAR are ongoing.

A) - HIV Test Kits and disease monitoring supplies

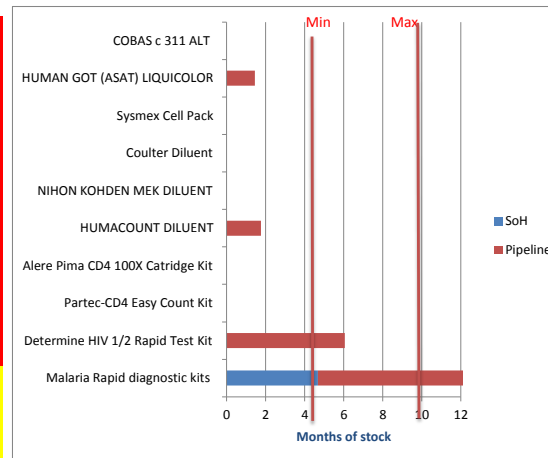
Consumption of most test kits has increased due to various programs that have HIV testing as a prerequisite(PMTCT,PITC,SMC etc.). **Determine is stocked out at NMS while JMS has about 5992 packs. MAUL holds about 2,500 packs of Determine test kits.**

Key recommendations

Follow on the GF deliveries for HIV Lab commodities and the proposed Gap filling request to PEPFAR. Transfer some Determine HIV test Kits from JMS to NMS

HIGH

NMS STOCK STATUS



B) - Malaria Rapid Diagnostic Test Kits

mRDTs are apparently overstocked at JMS (16 MOS), but uptake likely to increase. NMS is well stocked.

LOW

Recommendations

Monitor pipeline from GF.

Anti TB Medicines

Nearly all first line TB drugs are low on stock with the exception of EH and RHZ paediatric. Current stock of Streptomycin Inj. is below minimum stock. However, NMS is in the process of clearing the stock on order to replenish the country stock position.

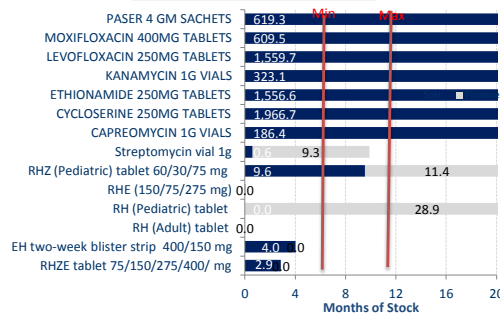
High

Second -Line TB medicines:

All MDR drugs are over stocked and are at risk of expiry.

Key recommendations

Need to revise pipeline for most first line TB drugs
 Work with WHO to re-export some of the MDR drugs to other countries



Ministry of Health, Uganda

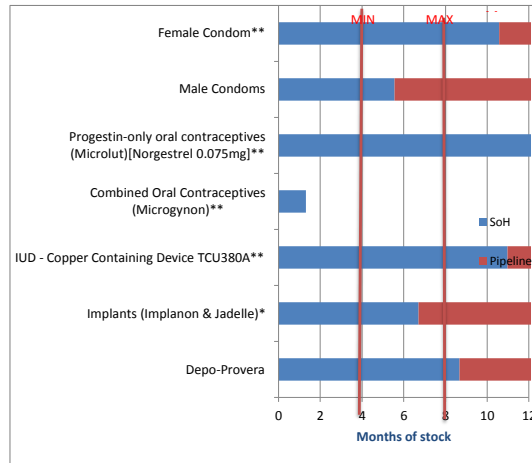


RH Commodities

Most products are well stocked and within the recommended minimum -maximum stock level .Norgestrel on the other hand is over stocked. There is risk of stock out of Microgynon.

Emergency contraceptive pills are still over stocked despite the use of the supply channel from UHMG. It is advisable to halt new procurements until NMS is decongested of the excess stock.

LOW



Other Medicines for HIV Opportunistic infections

All formulations of fluconazole is stocked out. Request will be send to Pfizer following quantification exercise

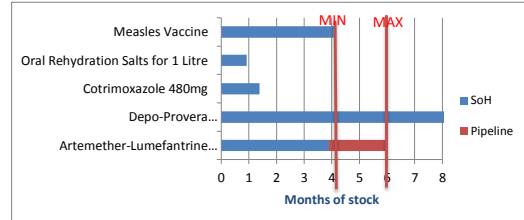
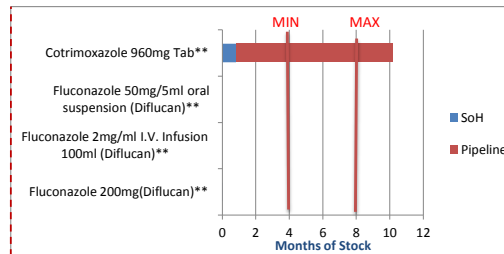
HSSIP Tracer Medicines and Commodities

Stock levels for these products remains low. ORS stands below 1MOS while Cotrimoxazole 480mg is at 1.4 MOS. Central level stock of **Artemether/ Lumefantrine (24 pack) is also at minimum.**

Measles vaccine is at 4.0 MOS

HIGH

HIGH

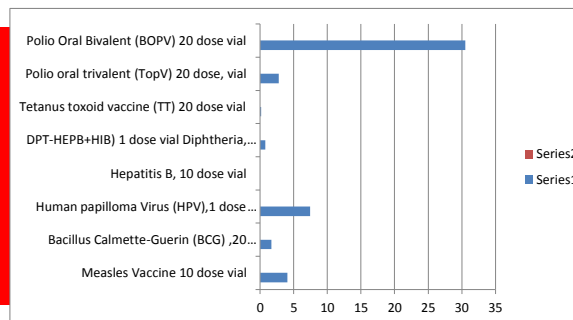


Data Sources

Vaccines

All vaccines are below minimum stock level with the exception of Polio Oral Vaccine

High



ACTs and other Malaria Medicines (Max MOS: 6 , Min MOS: 4 for central level)

Average Monthly Consumption is estimated using NMS and JMS issues data for last three months

Description	Unit	Inventory NMS at 1 May 2013	NMS AMC	NMS MOS	NMS QTY IN PIPELINE	NMS MOS IN PIPELINE	JMS INVENTORY 1 May 2013	JMS AMC	JMS MOS	JMS QTY IN PIPELINE	JMS MOS IN PIPELINE	Expected Delivery Dates	Comments
1 Artemether-Lumefantrine 20/120mg tab (Green), 24 pack*	30 Strips	221551	57012.5	3.9	95626	1.7	10100	2455.5	4.1	25741	10.5	Apr-2013 Jun-2013	Commodity is within the recommended stock levels at both NMS and JMS. A 6 month Pipeline analysis reveals that; JMS will receive 11MoS from GF in April which will render it adequately served while NMS will receive only 2 MoS but can call of stock from its framework contract. Low risk of stock out.
2 Artemether-Lumefantrine 20/120mg tab (Brown), 18 pack*	30 Strips	5054	10753	0.5	27025	2.5	3484	1282.5	2.7	8731	6.8	Apr-2013 Jun-2013	There is insufficient stock of the commodity at both NMS and JMS. Following a transfer of 3,500packs that were threatening to expiry, JMS holds only 3MoS. A 6months Pipeline analysis indicates JMS will be adequately served throughout the rest of year while NMS will only receive 2.5 MoS in April 2013 from GF. NMS should urgently order to avert the stock situation. The GF supply plan to NMS should be revised to minimize risk of future stock outs. High risk of stock out
3 Artemether-Lumefantrine 20/120mg tab (Blue), 12 pack*	30 Strips	5262	14242	0.4	27025	1.9	2786	1260.5	2.2	8731	6.9	Apr-2013 Jun-2013	Insufficient stock of commodity at National level with both NMS and JMS holding below recommend minimum months stock. A 6months Pipeline review reveals JMS will be sufficiently served through out the year while NMS will receive less than 2MoS(27025) earliest April 2013 from Global Fund. NMS should urgently order to avert the stock situation. The GF supply plan to NMS should be revised to minimize risk of future stock outs. High risk of stock out
4 Artemether-Lumefantrine 20/120mg tab (Yellow), 6 pack*	30 Strips	12007	25185	0.5	58207	2.3	0	1384	0.0	18805	13.6	Apr-2013 Jun-2013	JMS is stocked out of this commodity while NMS has below minimum stock level. JMS donated 2100packs threatening to expiry to Malaria consortium however, the GF shipments expected in February delayed and will be received in April 2013. NMS will only receive 2 MoS from GF in April. Both Ware Houses should urgently order to avert the stock situation. The GF supply plan to NMS should be revised to minimize risk of future stock outs. High risk of stock out
5 Artesunate Injection 60mg/ml with Sodium bicarbonate diluents	Vial	94989	66542.5	1.4	0	-	0	0	0.0	0.0	0.0		A supply plan for this commodity was developed and shared with the warehouses. Distribution to Hospitals and HCIVs began in March. Quantities available appear insufficient for the next two months. Still awaiting PMI response to fill the financing gap identified during the GF recommoditisation exercise. Risk of Stock out
6 Dihydroartemisin 40mg+Piperquine 320mg	9 tabs	3960	2000	2.0	0	-	0	0	0.0	0.0	0.0		Product is below minimum stock levels at NMS. No pipeline information available. Commodity is only acquired through donations and it is used as an alternative to Artemether lumenfantrine in management of uncomplicated malaria.
7 Artemisin 125MG+Naphthoquine 50mg	8tabs	0	2000	-	0	-	0	0	0.0	0.0	0.0		Product stocked out at NMS. No pipeline information available. Commodity is only acquired through donations and it is used as an alternative to Artemether lumenfantrine in management of uncomplicated malaria. Stocked out
8 Quinine HCl injection, 600mg/2ml ampoule	100	3342	1302	2.6	0	-	0	0	0.0	0.0	0.0		This commodity is below recommend stock levels. NMS still calls off stocks from the framework contract. No risk of stock out
9 Sulphadoxine-Pyrimethamine 500/25mg tab*	1000 tab	4942	1231	4.0	0	-	0	0	0.0	0.0	0.0		Product within the recommended stock levels. NMS still calls off stocks from the frame work contract. No risk of stock out

Questions or clarifications? Email to

ARV, Fluconazole, HV near MA (Max MOS: 6, Min MOS: 4)

Average Monthly Consumption is estimated using NMS and JMS and MAUL issues data

AMC = Average Monthly Consumption; NMS = National Medical Stores; JMS = Joint Medical Stores; MAUL = Medical Access Uganda Limited

Description	Unit	Inventory at NMS at May 1 2013	NMS AMC May 1 2013	NMS MOS May 1 2013	NMS Pipeline as of May-Dec 2013	NMS MOS in Pipeline (May-Dec 2013)	Inventory at JMS as May 1 2013	JMS AMC May 1 2013	JMS MOS May 1 2013	JMS Pipeline as of May-Dec 2013	JMS MOS in pipeline as of May-Dec 2013	Inventory at MAUL as May 1 2013	MAUL AMC May 1 2013	MAUL MOS in Pipeline (May-Dec 2013)	MAUL Pipeline as of May-Dec 2013	MAUL MOS in Pipeline as of May 1 2013	Overall in country Inventory status as	Shortest Expiry date	Incountry AMC May 2013	Incountry MOS in warehouse	Incountry MOS in pipeline	Comments
Adult Formulations																						
Lamivudine 150mg + Zidovudine 300mg + Nevirapine 200mg	60	3,187	132,687	0	598,357	5	153,842	15,873	9.7	429,401	27.1	279,929	47,598	5.9	249,600	5.2	436,958		196,158	2.2	6.5	Incountry stock : 2.2 MOS in warehouses and 6.5 MOS in pipeline. NMS is stocked out of this product. Commitments expected from Quality Chemicals in February were not delivered. Global Fund commitments that were expected in March, will not be delivered until June 2013. Action taken to Date: -About 100,000 units of this product were transferred from JMS to NMS to fill the current gap - Since GF commitment for this product amounts to only 3.3 MOS, PEPFAR was requested to fill the gap for 2013 Recommendations Confirm GF and PEPFAR delivery schedules Explore a possibility of internal transfer across central warehouses. JMS Holds about 9.7 MOS of this product with about 27 MOS in pipeline from GF and TASO. It should be noted that JMS AMCs have drastically gone down in the last three months. We are therefore unable to predict Whether this trend will continue and when the AMCs will stabilise Recommendations -Monitor JMS AMCs and Establish trends -Revise Pipeline based on established trends
Lamivudine 150mg + Zidovudine 300 Mg Tab**	60	2,228	48,691	0	109,245	2	40,707	5,401	7.5	21,720	4.0	139,919	22,316	6.3	81,900	3.7	182,854		76,408	2.4	2.3	Incountry stock 2.4 MOS in warehouses and 2.8 MOS in pipeline NMS is stocked out of this product. GF PR 1 shipment of 2.0mos which were expected in March 2013 have now been delayed till June 2013. Pipeline from Quality Chemicals expected in February were not delivered Action taken -About 44, 000 units of this product were transferred from JMS to NMS to fill current gap - A request has been sent to PEPFAR to fill the gap for 2013 Recommendations Monitor Pipeline for PEPFAR and GF PR1 JMS currently holds about 7.4 MOS in its warehouse. JMS has about 4.0 MOS in pipeline expected from USAID. Consumption of this product has gone down in the past three months. There is need to monitor consumption trends in order to establish a more reliable AMC.
Nevirapine 200mg Tab**	60	402,542	54,919	7	138,005	3	53,189	10,200	5.2	81,295	8.0	211,288	26,871	7.9	57,207	2.1	667,019		91,990	7.3	3.0	Incountry stock: 7.3 MOS in warehouses and 3.0 MOS in Pipeline. NMS holds about 7 MOS of this product with 3.0MOS pending GF PR1 delivery starting June 2013. JMS holds about 6.7 MOS of this product in its warehouse While 7.5MOS is pending delivery from TASO with the earliest expected delivery date being 8th September 2013. USAID Has sent ... MOS in pipeline MAUL: Holds 5.2 MOS of this commodity in its warehouse while 8.0 MOS pending delivery from Global fund and PEPFAR . Overall in country stock is stable. No risk of stock out.
TDF/3TC 300/300mg Tabs	30	342,488	78,358	4	159,092	2	0	9,193	0.0	102,432	11.1	95,229	27,579	3.5	150,000	5.4	437,717		115,130	3.8	3.8	In country stock : 3.8 MOS in warehouses and 3.6 MOS in pipeline. NMS : The stock level for this product is at Minimum. Only 2.0 MOS of this product will be expected from Global Fund starting in June 2013. Consumption of this product is expected to go down when the Efavirenz based formulation start flowing in to the country. JMS is stocked out of this product which were expected at end of April will not be delivered until 22 of May 2013 while VPP PR2 shipment for this product will not be expected until November 2013. Recommendation Request of transfer from NMS to JMS Inform facilities of availability of TDF/3TC/EFV. This will benefit patients taking TDF/3TC with EFV MAUL: Holds 3.5 MOS in warehouse slightly below the recommended Min-Max level . Low risk of stock out .
TDF/3TC/EFV 300/300mg /600MG	30				950,480		19,981		#DIV/0!	139,240	0.0	148,318	27,277	5.4	87,694	3.2	168,299		27,277	6.2	43.3	Product is new . Currently being used for PMTCT only hence no ART stock at NMS.JMS has received about 19,000 units for ART while the other warehouses have not yet received this product for ART JMS to inform its facilities of availability of this product for ART so they can begin ordering. Availability of this product for ART will reduce on the consumption of TDF/3TC and Efavirenz 60mg tablets
Efavirenz 600mg Tab	30	23,655	80,674	0	209,229	3	100,509	8,228	12.2	121,364	14.8	163,085	41,460	3.9	148,432	3.6	287,249		130,362	2.2	3.3	Incountry stock: 2.2MOS which is below the recommended min stock level. Pipeline for this product is 3.7 MOS. NMS is stocked out of this product while 3.0 MOS is in pipeline pending delivery from Global Fund PR1 in July 2013 JMS has about 12 MOS of this product in its warehouse while 14 MOS in Pipeline from GF PR2 and USAID expected in July 2013. JMS AMC for this product has increased. MAUL holds about 3.9 MOS of this product in warehouse while 3.6 MOS is in Pipeline. Actual delivery date is yet to be confirmed. Over all, there is a high risk of stock out.
Lopinavir 200mg+Ritonavir 50mg Tab (LPV/r)**	120	23,625	6,011	4	8,409	1	5,558	4,006	1.4	11,020	2.8	22,455	4,778	4.7	21,089	4.4	51,638		14,795	3.5	2.3	Incountry stock: 3.5 MOS in warehouse and 2.7 in pipeline NMS is unexpectedly stocked out of this product.The AMC has shot up to about 6000.Pipeline for this product is just about 1.1 MOS expected from Global Fund PR1-Additional request has been sent to PEPFAR to fill the current gap. JMS Holds about 5.5 MOS of this product in its warehouse and 4.8 MOS in Pipeline.PEPFAR delivered 12,440 units in the month of February 2013. VPP PR2 Products will be delivered in May 2013. MAUL: Holds 3.9MOS MOS in warehouse and 3.8 MOS in the Pipeline. There is a high risk of stock out of this product Need to monitor AMC
Abacavir Siphate 600mg+ Lamivudine 300mg	60	0					17,572	61	288.1	0	0.0	242	465	0.5	3546	7.6	17,814		526	33.9	6.7	New Stock. Monitor consumption and advise on the Pipeline status. Low risk of stock out
Abacavir Sulfate Tablets 300mg**	60	0	611	0	805	1	1	0	0.0	792	0.0	1997	254	7.9	0	0.0	1,998		865	2.3	1.8	Incountry stock: 2.3MOS in warehouse and 1.8 MOS in pipeline . NMS is stocked out of this product 1.0MOS of this product in pipeline coming from GF PR1.However there is need to phase out this product and have it replaced with a fixed dose combination. JMS is stocked out of this product.VPP PR2 pipeline of 1.4 MOS is expected in May 2013. Risk of stock out at JMS MAUL Holds 6.5MOS in its warehouse. No product in pipeline. No risk of stock out
Zidovudine 300mg Tab**	60	35,878	5,850	6	0	0	26,569	402	66.1	0	0.0	0	148	0.0	0	0.0	62,447		6,400	9.8	0.4	Incountry stock is at 9.8MOS. NMS: Hold about 6.0 MOS in its warehouse with no product in pipeline. Product to be supplied to facilities still implementing PMTCT Option A. There is need to monitor in country stock situation. No need to place more orders. JMS: JMS is over stocked with this product. Monitor consumption and possibly consider redistribution to the other warehouses to avoid expiry. MAUL does not have this product in its warehouse
Atazanavir 300 mg Capsules	30	0	416	0	0	0	66	32	2.1	0	0.0	0	57	0.0	305	5.4	66		505	0.1	0.4	No more order expected for this product. The fixed dose combination has been prioritized. Existing stock to be used in combination with ritonavir for new second line patients. No risk of stock-out
Atazanavir 300mg+Ritonavir 100 mg Tabs	30	16,497	983	17	12,305	13	517	638	0.8	3,327	5.2	1108	463	2.4	2002	4.3	18,122		2,084	8.7	8.9	In country stock is at 8.7MOS with pipeline of 9.2MOS. NMS holds about 17 MOS of this product in its warehouse and 13 MOS in pipeline expected from Global Fund in June 2013. The AMC may increase as this product is slowly replacing LPV/r. JMS is almost stocked out with 5.2 MOS in pipeline.The AMC may increase as this product is slowly being introduced. MAUL has 2.4 MOS of this product in its warehouse and 7.7 MOS in pipeline. Again the AMC is expected to rise . No risk of stock out.
Ritonavir 100 mg Tabs	60	0	120	0	0	0	192		0.0		0.0	0	-	0.0	0	0.0	192		0	0.0	0.4	No more order expected for this product from the other warehouses. The fixed dose combination has been prioritized. Existing stock to be used in combination with Atazanavir for second line patients. No risk of stock-out

Description	Unit	Inventory at NMS at May 1 2013	NMS AMC May 1 2013	NMS MOS May 1 2013	NMS Pipeline as of May-Dec 2013	NMS MOS in Pipeline (May-Dec 2013)	Inventory at JMS at May 1 2013	JMS AMC May 1 2013	JMS MOS May 1 2013	JMS Pipeline as of May-Dec 2013	JMS MOS in pipeline as of May-Dec 2013	Inventory at MAUL at May 1 2013	MAUL AMC May 1 2013	MAUL MOS in Pipeline (May-Dec 2013)	MAUL Pipeline as of May-Dec 2013	MAUL MOS in pipeline as of May 1 2013	Overall in country inventory status as	Shortest Expiry date	Inventory AMC May 2013	Inventory MOS in warehouse	Inventory MOS in pipeline	Comments
Pediatric Formulations																						
6																						
Abacavir/Lamivudine 60/30mg tab**	60	6802	2260	3.0	6856	3.0	5,733	164	35.0	0.0	0.00	2,933	627	4.7	858	1.4	15,468	3,051	5.1	2.5	In country stock stands at 5.1 MOS and 2.5 MOS in Pipeline. NMS holds about 3.0 MOS of this product while JMS is over stocked. MAUL holds 4.7 MOS in warehouse. Over all, there is low risk of stock out of this product.	
Efavirenz 200mg Cap**	90	20046	2082	9.6	0	0.0	299	266	1.1	338.0	1.27	2,592	587	4.4	2,766	4.7	22,937	2,935	7.8	1.1	In country stock stands at 7.8 MOS with Pipeline of 1.1 MOS. NMS holds about 9.6 MOS while JMS holds about 1.1 in warehouse and 1.2 MOS in pipeline. MAUL holds 4.4 MOS in its warehouse and 4.7 MOS in pipeline. No risk of stock out of this product	
Lamivudine 30mg+Zidovudine 60mg Tablets**	60	0	7003	0.0	9421	1.3	10,592	284	37.3	0.0	0.00	12,067	2,015	6.0	10764	5.3	22,659	9,302	2.4	2.3	In country stock stands at 2.4 MOS while pipeline is at 2.2 MOS. NMS is stocked out of this product with only 1.3 MOS in Pipeline. Consumption of this product has drastically gone up causing a sudden stock out. A meeting is to be held with NMS to confirm the movement of this product but also revise the pipeline. JMS is over stocked with this product but this only translate to 1MOS at NMS. MAUL has about 6.0MOS of this product in store. There is need to revise the entire pipeline to ensure reliable supply of this product. Over all, there is a high risk of stock out.	
Lamivudine 30mg+Zidovudine 60mg+Nevirapine 50mg**	60	2750	27681	0.1	65103	2.4	13,815	989	14.0	5,861.0	5.93	59,772	6,641	9.0	23,306	3.5	76,337	35,311	2.2	2.7	In country stock stands at 2.2MOS and 2.7in pipeline. NMS is stocked out due to increase in consumption of this product, which has more than doubled in the last two months. JMS still has stable stock in its warehouse. NMS holds 7.7 MOS in its warehouse and 2.5 in pipeline. MAUL stock is stable at 9.0 MOS in warehouse and 3.5 MOS in pipeline. Review consumption of this product and revise NMS pipeline accordingly. High risk of stock out	
Lamivudine 30mg + Stavudine 6mg + Nevirapine 50 mg Tab***	60	11910	3397	3.5	0.0	26,371	434	60.8	0.00	0.00	1,276	957	1.3	4323	4.5	39,557	4,788	8.3	6.9	0.9	In country stock stands at 8.3 MOS. NMS stock is stable. JMS is over stocked while MAUL is sufficiently stocked. The product is expected to take up all patients of other d4T formulations. Monitor consumption of this product to avoid expiry. Low risk of stock out	
Lamivudine 30mg + Stavudine 6mg Tab	60	0	2393	0.0	0.0	1,133	354	3.2	0.00	0.00	8,788	157	56.0	2158	13.7	9,921	2,904	3.4	0.7	0.7	JMS and MAUL are over stocked with this product. Stock can be moved to NMS if needed. Medium risk of expiry	
Lopinavir 80mg +Ritonavir 20mg**	5X60ml	1126	662	1.7	1229	1.9	0	0	0.0	0.00	0.00	400,00	209	1.9	1000	4.8	1,526	871	1.8	2.6	In country stock stands at about 1.8 MOS while pipeline is at 2.6 MOS. NMS is low both of stock on hand and pipeline. High risk of stock out.	
Lopinavir+Ritonavir 100mg/25mg**	60	0	1610	0.0	8000	5.0	6,390	189	33.8	2,565.0	13.57	2,120	450	4.7	1500	3.3	8,510	2,249	3.6	5.4	NMS is stocked out while JMS is over stocked. MAUL has stable stock. Consumption for this product at NMS has gone up and there is need to further establish the cause, but also revise pipeline in order to improve supply.	
Nevirapine 50mg/5ml Susp** 240ML	240ml	1	213	0.0	0.0	36,229	178	203.5	0.0	0.00	0.00	2,852	161	17.7	0	0.0	39,082	552	70.8	0.0	0.0	JMS has received about 36,000 units of this product. Some of this product is to be transferred to MAUL and NMS for PMTCT
Nevirapine 50mg/5ml Susp** 100ML	100ml	16	18036	0.0	5690	0.3	0	714	0.0	0.00	0	0	0.0	0.0	0.0	0.0	16	18,750	6.0	6.3	GF PR1 pipeline to NMS of only 0.3 MOS expected in July 2013.	
Nevirapine 50mg	30	0	1610	0.0	7500	4.7	9,568	71	134.8	961.0	13.54	6,888	206	33.4	0	0.0	16,456	1,887	8.7	4.5	Product risk expiry at MAUL. Some of this are to be transferred to NMS. ACP to send a circular to health facilities in order to increase uptake. High risk of expiry	
Other Medicines for Opportunistic Infections																						
Fluconazole 200mg(Diflucan)**	28	22	4938	0.0	0.0	0	0	-	-	-	-	16,396	1,790	8.6	0.0	0.0	15,418	6,730	2.3	6.9	Stock below minimum. Data being compiled in order to request for more stock from Pfizer	
Fluconazole 2mg/ml IV Infusion 100ml Diflucan**	100ml	0	228	0.0	0.0	0	0	-	-	-	-	56	9	6.2	0.0	0.0	56	237	0.2	6.0	Stock below minimum. Data being compiled in order to request for more stock from Pfizer	
Fluconazole 50mg/5ml oral suspension Diflucan**	35ml	0	0	0.0	0.0	0	0	-	-	-	-	132	16	8.3	0.0	0.0	132	16	0.0	6.0	6.0	Stocked out
Combinasole 900mg Tab**	1000	1686	2849	0.0	18000	9.3	7,589	812	-	-	-	7,865	11,363	0.6	44032	3.9	31,820	32,414	1.8	7.0	Stock below Minimum	

Anti TB Medicines (Max MOS: 12, Min MOS: 6 for central level) Central Stores

* Average Monthly Consumption is estimated using consumption data from the facilities.

AMC = Average Monthly Consumption, NTL = National TB & Leprosy Program

Description	Unit	Inventory at NMS (as at 1 May 2013)	Estimated Average Monthly Consumption	Estimated Months of Stock (Total system)	Quantity on Order	Months of Stock on Order	Expected Delivery Date	Comments
1 RHZE tablet 75/150/275/400/ mg	Blisters	149,256	52,272	2.86				Low stock level. High risk of stock out
2 EH two-week blister strip 400/150 mg	Blisters	267,912	66,552	4.03				Low risk of stock out
RH (Adult) tablet	Blisters							
3 RH (Pediatric) tablet	Blisters	48	6,072	0.01	175,776	28.9	Sep-2012	Stocked out
4 RHE (150/75/275 mg)	Blisters	24	17,136	0.00				Stocked out.
5 RHZ (Pediatric) tablet 60/30/75 mg	Blisters	39,714	4,158	9.55	47,319	11.4	Sep-2012	Well stocked. No risk of stock out
6 Streptomycin vial 1g	Vial	13,971	23,192	0.60	215,500	9.3	Nov, 2012	NMS is in the process of clearing the stock on order to replenish the country stock position

MDR MEDICATIONS

Description	Unit	Inventory at NMS (as at 30 April 2013)	Estimated Average Monthly Consumption	Estimated Months of Stock (Total system)	Quantity on Order	Months of Stock on Order	Expected Delivery Date	Comments
8 CAPREOMYCIN 1G VIALS	vial	11,181	60	186.4				Stock in country covers 12 month treatment for all the MDR patients identified in country. First batch of 12 months have arrived from GLC and GOU. The second batch is still in pipeline. (Consumption of these commodities depends on the availability of secondary supplies (PPE and Lab reagents for MDR.) Once these commodities are available then the consumption is expected to rise. Exp. 30/6/2014
9 CYCLOSERINE 250MG TABLETS	tablet	247,800	126	1966.7				Stock in country covers 12 month treatment for all the MDR patients identified in country. First batch of 12 months have arrived from GLC and GOU. The second batch is still in pipeline. Exp. 187,200 (30/3/14); 60,600 (28/2/2014)
10 ETHIONAMIDE 250MG TABLETS	tablet	222,600	143	1556.6				Stock in country covers 12 month treatment for all the MDR patients identified in country. First batch of 12 months have arrived from GLC and GOU. The second batch is still in pipeline. Exp. 118,100 (28/2/15);104,500 (28/4/2015)
11 KANAMYCIN 1G VIALS	vial	25,200	78	323.1				Stock in country covers 12 month treatment for all the MDR patients identified in country. First batch of 12 months have arrived from GLC and GOU. The second batch is still in pipeline. Exp.28/2/15
12 LEVOFLOXACIN 250MG TABLETS	tablet	232,400	149	1559.7				Stock in country covers 12 month treatment for all the MDR patients identified in country. First batch of 12 months have arrived from GLC and GOU. The second batch is still in pipeline. Exp. 7,700 (30/3/2014); 224,700 (30/4/2015)
13 MOXIFLOXACIN 400MG TABLETS	tablet	6095	10	609.5				Stock in country covers 12 month treatment for all the MDR patients identified in country. First batch of 12 months have arrived from GLC and GOU. The second batch is still in pipeline. Exp. 30/4/14
14 PASER 4 GM SACHETS	sachet	26010	42	619.3				Stock in country covers 12 month treatment for all the MDR patients identified in country. First batch of 12 months have arrived from GLC and GOU. The second batch is still in pipeline. Exp. 1,110 (30/1/2014), 24,900 (30/6/2014)

Reproductive Health Items (Max MOS: 8, Min MOS : 4 for central level) - Both Public & Private sectors

Average Monthly Consumption is estimated using NMS projected issues quantities and UHMG actual issues for February-April 2013

AMC = Average Monthly Consumption

Description	Unit	Inventory at National level as at 1 March 2013	AMC	Estimated Months of Stock (Central Level)	Quantity on Order	Months of Stock on Order	Comments
-------------	------	--	-----	---	-------------------	--------------------------	----------

Depo-Provera (Medroxyprogesterone Acetate 150mg/ml INJ)*	Vial	1416450	163282	9	4253400	26.0	Central Stock within the recommended level. Over 10 MOS is in pipeline. 325,000 vials in May 2013; 340,000 in August; 364,000 in January 2014 (private sector)
Implants (Implanon & Jadelle)*	Piece	121336	18061	7	215613	11.9	Well Stocked. 34,048 (15/1/14); 32,000 (30/9/13); 42,560 (15/5/13) for private sector from USAID
IUD - Copper Containing Device TCU380A**	Piece	90277	8228	11	38700	4.7	Well stocked. About 5 MOS in pipeline. Low risk of stock out
Combined Oral Contraceptives (Microgynon)**	Cycles	404315	309473	1	0	-	Stock below minimum level. No pipeline. Stocked out at NMS. Risk of stock out in private sector. UNFPA was to bring in Noriestat 4m (Feb 13) and Norigynon 1m (Feb 13)
Progestin-only oral contraceptives (Microlut)[Norgestrel 0.075mg]**	Cycle	103784	4227	25	21000	5.0	Product over stocked. There is need to delay pipeline for this product
Male Condom (52MM with and without Logo)*	Piece	43070155	7755187	6	129,997,620	16.8	15,000,000 (hot pink) expected in July/August 2013. 42,240,000 from UNFPA in August 2013. GF: 28,352,988 (30/7/13); 28,357,476 (22/10/13); 16,047,156 (14/1/13)
Manual Vacuum Aspiration (MVA) Double Valve**	Kit	0	0		7000		Stocked out.WB Delivery of 4,600 was expected by March 2013; delivery to be made to the Health Facilities. 2,400 brought in from UNFPA to be delivered to UHMG.
Mama Kit**	Kit	0	25000		276000		Stocked out but large quantities are expected under NMS framework contracts
Female Condom**	1000	2427520	229700	11	3000000	13.1	Low consumption. Pipeline from UNFPA in Dec 2013.
Levonorgestrel 750 mcg Tab (Emergency Contraceptive)**	Pack	370651	2874	129	0	-	Item over stocked and at risk of expiry. Currently, no further supply plan.
Misoprostol 200mcg Tabs**	1 Tablet	153	620	0	0	-	Currently, no further supply plan.
Gynaecological gloves	1 Pair	42727	0		0		NMS Vote 116 has item on Framework contract.

Reproductive Health Items (Max MOS: 8 , Min MOS :4 for central level) - Private Sector UHMG

Note

*
 ** Average Monthly Consumption is estimated using UHMG issues data for Feb-April 2013
 AMC = Average Monthly Consumption; UHMG = Uganda Health Marketing Group

Description	Unit	Inventory at UHMG as at 1 May, 2013	Estimated Average Monthly Consumption	Estimated Months of Stock (Central Level)	Quantity on Order	Months of Stock on Order	Expected Delivery Date	Comments
1 Depo-Provera (Medroxyprogesterone Acetate 150mg/ml INJ)*	Vial	376,050	65,117	5.8	1,029,000	15.8	USAID: 325,000 (May 2013); 340,000(31/8/13);364,000(15/1/14)	No risk of stock out
2 Implants (Implanon & Jadelle)*	Set	74,414	14,207	5.2	215,613	15.2	USAID: 34,048 (15/1/14); 32,000 (30/9/13); 42,560 (15/5/13); DFID: 107,005 (Sep 2013)	No risk of stock out
3 IUD - Copper Containing Device TCU380A**	Piece	78,335	4,060	19.3	38,700	9.5	Sep-2013	Pipeline from DFID for DFID supported sites.
4 Combined Oral Contraceptives (Microgynon)**	Cycles	404,315	124,890	3.2	-	0.0		Stock below minimum level. Risk of Stock out. UNFPA was to bring in Noriostat 4m (Feb 13) and Norigynon 1m (Feb 13)
5 Progestin-only oral contraceptives (Microlut)[Norgestrel 0.075mg]**	Cycle	103,784	3,339	31.1				Overstocked. Monitor consumption to avoid expiries
6 Male Condom (52MM with and without Logo)*	Piece	42,995,440	2,755,187	15.6	57,240,000	20.8	15m in July/Aug 2013; 42,240,000 from UNFPA Aug 2013	Low risk of stock out
7 Manual Vacuum Aspiration (MVA) Double Valve**	Kit		200		2,400			Pipeline from UNFPA. Delivered incountry and is to be taken to UHMG for distribution
Mama Kit**	Kit				-			Not stocked
8 Female Condom**	1000	2,427,520	30,150	80.5	3,000,000	99.5	Dec-2013	
9 Levonorgestrel 750 mcg Tab (Emergency Contraceptive)**	Pack	-	873	0.0	-	0.0		
10 Misoprostol 200mcg Tabs**	1 Tablet	-	116	0.0				

Reproductive Health Items (Max MOS: 8 , Min MOS : 4 for central level) - Public Sector (NMS)

** Average Monthly Consumption is estimated using NMS issues data

AMC = Average Monthly Consumption; NMS = National Medical Stores

Description	Unit	Inventory at NMS as at 1 May 2013	Estimated Average Monthly Consumption	Estimated Months of Stock (Central Level)	Quantity on Order	Months of Stock on Order	Expected Delivery Date	Comments
1 Depo-Provera (Medroxyprogesterone Acetate 150mg/ml INJ)*	Vial	1,040,400	150,000	6.9	3,224,400	21.5		
2 Implants (Implanon & Jadelle)*	Piece	46,922	7,500	6.3	-	0.0		
3 IUD - Copper Containing Device TCU380A**	Piece	11,942	1,900	6.3	-	0.0		
4 Combined Oral Contraceptives (Microgynon)**	Cycles	-	35,000		-			
5 Progestin-only oral contraceptives (Microlut)[Norgestrel 0.075mg]**	Cycle	-	3,500		21,000			
6 Male Condom (52MM with and without Logo)*	Piece	74,715	5,000,000	0.0	72,757,620	14.6	GF: 28,352,988 (30/7/13); 28,357,476 (22/10/13); 16,047,156 (14/1/13)	
7 Manual Vacuum Aspiration (MVA) Double Valve**	Kit	-			4,600		WB: 4,600 (March 2013);	WB Delivery of 4,600 was expected by March 2013; delivery to be made to the Health Facilities.
Mama Kit**	Kit		25,000		276,000			
8 Female Condom**	1000	-	68,000		-			
9 Levonorgestrel 750 mcg Tab (Emergency Contraceptive)**	Pack	370,651	2,001	185.2	-	0.0		
10 Misoprostol 200mcg Tabs**	1 Tablet	153	33,963	0.0	-	0.0		
11 ETHINYLESTRAD.30MCG+LEVON.150M CG+FERR.FUMARATE75M	1	42,727	58,053	0.7				
12 Gynaecological gloves	1 Pair	-			480,000			

Laboratory Commodities - Reagents, Kits and Consumables (Max MOS: 10, Min MOS: 5 for central level)

Note

AMC = Average Monthly Consumption; NMS = National Medical Stores; JMS = Joint Medical Store; CPHL = Central Public Health Laboratories

Description	Unit	Inventory at NMS at 1 May 2013	NMS AMC	MOS	NMS PIPELINE	NMS PIPELINE MOS	Inventory at JMS at 1 May 2013	JMS AMC	JMS MOS	JMS PIPELINE	JMS PIPELINE MOS	Inventory at MAUL at 1 May 2013	MAUL AMC	MAUL MOS	MAUL PIPELINE	MAUL MOS IN PIPELINE	Expected Delivery Date	Comments
1 Malaria Rapid diagnostic kits	25 Tests	214,653	45,868	4.7	423,058	9	52,506	3,334	16	-	-	-	-	-	-	-	NMS: GF 157,822 on 30/5/13; 157,822 on 30/9/13; 53,707 on 30/9/13; 53,707 on 30/11/13	NMS is well stocked. JMS apparently is overstocked, but consumption likely to increase with uptake.
2 Determine HIV 1/2 Rapid Test Kit	100 Tests	6	7,600	0.0	45,963	6	5,952	615	10	17,071	28	2,500	-	-	4,706	-	NMS: GF 18,385 on 7/5/13; 13,789 on 2/7/13; 13,789 on 30/9/13; JMS: GF 8,536 on 6/6/13; 8,536 on 30/11/13	NMS is stocked out. GF pipeline expected in May is delayed. JMS has about 5992 packs on hand and MAUL has some 2,500 packs. Consider transferring some test kits from JMS to NMS.
3 Anti Serum	10ML	-	-	-	-	-	-	-	-	-	-	-	-	-	-	-	-	Items stocked at NMS but pending funding allocation. Stocked out
4 Pregnancy Test Strips	50 Strips	-	-	-	-	-	-	-	-	-	-	-	-	-	-	-	-	Items stocked at NMS but pending funding allocation. Stocked out
5 Urine Strips 10 Parameter	100 Tests	-	-	-	-	-	-	-	-	-	-	-	-	-	-	-	-	Items stocked at NMS but pending funding allocation. Stocked out
6 RPR Test Strips	100 Strips	-	650	-	-	-	-	-	-	-	-	-	-	-	-	-	-	Items stocked at NMS but pending funding allocation. Stocked out
7 Blood Glucose Strips	50 Strips	-	-	-	-	-	-	-	-	-	-	-	-	-	-	-	-	Items stocked at NMS but pending funding allocation. Stocked out
8 Nutrient Agar	500GM	-	-	-	-	-	-	-	-	-	-	-	-	-	-	-	-	Items stocked at NMS but pending funding allocation. Stocked out
9 Strong Carbol fuchsin	1L	4	300	0.0	-	-	-	-	-	-	-	-	-	-	-	-	-	Items stocked at NMS but pending funding allocation. Stocked out
10 Crystal Violet 2%	1L	-	-	-	-	-	-	-	-	-	-	-	-	-	-	-	-	Items stocked at NMS but pending funding allocation. Stocked out
11 Pattec-CD4 Easy Count Kit	100 Tests	-	-	-	-	-	-	-	-	471	-	-	-	-	-	-	-	JMS: SCMS 30-April
18 Aera Pima CD4 100X Calibrae kit	100 Tests	-	-	-	-	-	-	-	-	686	-	-	-	-	-	-	-	JMS: Activated
19 HUMACOUNT DILUENT	20L	-	415	-	728	2	-	22	-	40	2	-	-	-	-	-	-	NMS: 364 on 17/6/13; 364 on 15/8/13; JMS: 25-April
20 NIHON KOHDEN MEK DILUENT	20L	-	279	-	-	-	-	3	-	4	1	-	-	-	-	-	-	JMS: 30 April
21 Coulier Diluent	20L	-	39	-	-	-	-	-	-	-	-	-	-	-	-	-	-	JMS: SCMS 30-April
22 Siemens Cell Pack	20L	-	140	-	-	-	-	14	-	25	4	-	-	-	-	-	-	JMS: 19-May
23 HUMASTAR AUTO CREATININE LIQUICOLOR	250ML	-	-	-	1,132	-	-	4	-	6	4	-	-	-	-	-	-	NMS: 564 on 15/8/13; 566 on 15/8/13; JMS: SCMS 30-April
24 HUMAN GOT (ASAT) LIQUICOLOR	100ML	-	86	-	128	1	-	52	-	93	2	-	-	-	-	-	-	NMS: GF 43 on 17/6/13; 65 on 15/8/13; JMS: SCMS 30-April
25 HUMAN GPT (ALAT) LIQUICOLOR	100ML	-	-	-	340	-	-	31	-	56	2	-	-	-	-	-	-	NMS: GF 170 on 17/6/13; 170 on 15/8/13; JMS: SCMS 30-April
26 COBAS c 311 ALT	500 Tests	-	144	-	-	-	-	11	-	20	4	-	-	-	-	-	-	JMS: SCMS 30-April
27 COBAS c 311 AST	500 Tests	-	144	-	-	-	-	11	-	20	4	-	-	-	-	-	-	JMS: SCMS 30-April
28 COBAS c 311 Creatinine Jaffe	700 Tests	-	144	-	-	-	-	11	-	20	4	-	-	-	-	-	-	JMS: SCMS 30-April

Ministry of Health Tracer Medicines (Max MOS: 6 Min MOS: 4 for central level)

Note

* Average Monthly Consumption is estimated using NMS issues data

AMC = Average Monthly Consumption; NMS = National Medical Stores

Description	Unit	Stock on Hand 1 March 2013	Estimated Average Monthly Consumption	Estimated Months of Stock (Central Level)	Quantity on Order	Months of Stock on Order	Expected Delivery Date	Comments
1 Depo-Provera (Medroxyprogesterone Acetate 150mg/ml INJ)*	Vial	1,416,450	163,282	8.7	4,253,400	26.0		Central Stock within the recommended level. Over 10 MOS is in pipeline. 325,000 vials in May 2013; 340,000 in August; 364,000 in January 2014 (private sector)
2 Artemether-Lumefantrine 20/120mg tab (Green), 24 pack*	30 Strips	231,651	59,468	3.9	121,367	2.0	May-2013	
4 Cotrimoxazole 480mg	1000 tab	32,000	23,036	1.4	-	0.0		1.4 MOS available
5 Oral Rehydration Salts for 1 Litre	25	12,728	13,823	0.9	-	0.0		Low in country stock.
6 Measles Vaccine	Vial	74,573	18,333	4.1	-	0.0		0

Vaccines Stock status Report as of 1 May 2013

AMC = Average Monthly Consumption; NMS = National Medical Stores

Description	Unit	Stock on Hand May 2013	Estimated Average Monthly Consumption	Estimated Months of Stock (Central Level)	Quantity on Order	Months of Stock on Order	Expected Delivery Date	Comments
Measles Vaccine 10 dose vial	vial	74573	18333	4.1	0	0		
Bacillus Calmette-Guerin (BCG) ,20 dose vial	vial	37246	22163	1.7	-	0.0		
Human papilloma Virus (HPV),1 dose vial	Vial	155188	20833	7.4	-	0.0		
Hepatitis B, 10 dose vial	Vial	420	-	#DIV/0!	-	0.0		
(DPT-HEPB+HIB)2 DOSE vial Diphtheria Pertussis	Vial	0		#DIV/0!	-	0.0		
DPT-HEPB+HIB) 1 dose vial Diphtheria, Pertusis	vial	441,553	578,600	0.8				
Tetanus toxoid vaccine (TT) 20 dose vial	Vial	4782	28,142	0.2				
Polio oral trivalent (TopV) 20 dose, vial	vial	93501	33,550	2.8				
Polio oral monovalent (MopV) 20 dose, vial	Vial	0	-	#DIV/0!	-	0.0		
Yellow Fever 10 dose vial	vial	0		#DIV/0!				
Polio Oral Bivalent (BOPV) 20 dose vial	vial	3,295	108	30.5				